

2024 General Election

Election Date: 11/5/2024

(Website last updated at: 11/07/2024 6:50:56 pm)

Registered Voters:	155,146
Ballots Cast:	124,806
Voter Turnout:	80.44%

Precincts Reporting: 81 / 81

Election Day: Completely Reported

Early Votes: Completely Reported

Vote By Mail: Completely Reported

Summary Results

Change View

Vote Type View: Detailed

A dash (-) represents detailed groups (Election Day, Vote By Mail, Early Votes, Provisional) with between 1 and 29 votes in accordance with Florida Statute 98.0981(3)(a)

☆ President and Vice President

Participating Precincts Reporting: 81 / 81

Show Graphical View

Choice	Election Day	Early Votes	Vote By Mail	Provisional	Total Votes	Percentage
Donald J. Trump JD Vance (REP)	16,546	45,324	21,031	51	82,952	66.59%
Kamala D. Harris Tim Walz (DEM)	-	-	-	-	40,427	32.45%
Chase Oliver Mike ter Maat (LPF)	100	117	113	0	330	0.26%
Claudia De la Cruz Karina Garcia (PSL)	-	-	-	-	57	0.05%
Randall Terry Stephen Broden (CPF)	-	-	-	-	40	0.03%
Peter Sonski Lauren Onak (ASP)	-	-	-	-	43	0.03%
Jill Stein Rudolph Ware (GRE)	94	80	100	0	274	0.22%
WRITE-IN (NON)	101	180	165	0	446	0.36%

☆ United States Senator


Participating Precincts Reporting: 81 / 81


Show
Graphical
View

Choice	Election Day	Early Votes	Vote By Mail	Provisional	Total Votes	Percentage
Rick Scott (REP)	15,835	44,678	21,803	50	82,366	67.35%
Debbie Mucarsel-Powell (DEM)	-	-	-	-	38,134	31.18%
Feena Bonoan (LPF)	176	206	132	0	514	0.42%
Tuan TQ Nguyen (NPA)	122	174	86	0	382	0.31%
Ben Everidge (NPA)	-	-	-	-	784	0.64%
WRITE-IN (NON)	-	-	-	-	107	0.09%

☆ Representative in Congress District 17


Participating Precincts Reporting: 81 / 81


Show
Graphical
View

Choice	Election Day	Early Votes	Vote By Mail	Provisional	Total Votes	Percentage
Greg Steube (REP)	16,246	45,098	22,450	46	83,840	68.98%
Manny Lopez (DEM)	-	-	-	-	37,597	30.93%
WRITE-IN (NON)	33	39	37	0	109	0.09%

☆ State Senator District 27


Participating Precincts Reporting: 81 / 81


Show
Graphical
View

Choice	Election Day	Early Votes	Vote By Mail	Provisional	Total Votes	Percentage
Ben Albritton (REP)	15,729	44,140	21,739	48	81,656	68.74%
Phillip R. Carter (DEM)	-	-	-	-	37,129	31.26%

☆ State Representative District 75


Participating Precincts Reporting: 40 / 40


Show
Graphical
View

Choice	Election Day	Early Votes	Vote By Mail	Provisional	Total Votes	Percentage
Danny Nix (REP)	-	-	-	-	48,108	67.89%
Tony Dunbar (DEM)	-	-	-	-	22,756	32.11%

☆ State Representative District 76


Participating Precincts Reporting: 41 / 41


Show Graphical View

Choice	Election Day	Early Votes	Vote By Mail	Provisional	Total Votes	Percentage
Vanessa Oliver (REP)	-	-	-	-	33,379	69.54%
Jim Blue (DEM)	-	-	-	-	14,622	30.46%

☆ Supervisor of Elections


Participating Precincts Reporting: 81 / 81


Show Graphical View

Choice	Election Day	Early Votes	Vote By Mail	Provisional	Total Votes	Percentage
Leah Valenti (REP)	18,415	50,217	32,858	59	101,549	97.70%
WRITE-IN (NON)	-	-	-	-	2,391	2.30%

☆ County Commissioner District 5


Participating Precincts Reporting: 81 / 81


Show Graphical View

Choice	Election Day	Early Votes	Vote By Mail	Provisional	Total Votes	Percentage
Joseph Tiseo (REP)	18,111	48,995	31,047	58	98,211	97.43%
WRITE-IN (NON)	-	-	-	-	2,587	2.57%

☆ Justice of the Supreme Court - Renatha Francis

Participating Precincts Reporting: 81 / 81


Show Graphical View

Choice	Election Day	Early Votes	Vote By Mail	Provisional	Total Votes	Percentage
Yes (NON)	12,696	35,659	22,932	40	71,327	70.38%
No (NON)	-	-	-	-	30,022	29.62%

☆ Justice of the Supreme Court - Meredith Sasso


Participating Precincts Reporting: 81 / 81


Show
Graphical
View

Choice	Election Day	Early Votes	Vote By Mail	Provisional	Total Votes	Percentage
Yes (NON)	12,405	35,024	22,428	41	69,898	70.54%
No (NON)	-	-	-	-	29,194	29.46%

☆ Sixth District Court of Appeal - Paetra Brownlee


Participating Precincts Reporting: 81 / 81


Show
Graphical
View

Choice	Election Day	Early Votes	Vote By Mail	Provisional	Total Votes	Percentage
Yes (NON)	12,522	35,220	23,449	40	71,231	72.44%
No (NON)	-	-	-	-	27,098	27.56%

☆ Sixth District Court of Appeal - Roger Gannam


Participating Precincts Reporting: 81 / 81


Show
Graphical
View

Choice	Election Day	Early Votes	Vote By Mail	Provisional	Total Votes	Percentage
Yes (NON)	12,249	34,826	22,652	39	69,766	72.01%
No (NON)	-	-	-	-	27,116	27.99%

☆ Sixth District Court of Appeal - Joshua Mize


Participating Precincts Reporting: 81 / 81


Show
Graphical
View

Choice	Election Day	Early Votes	Vote By Mail	Provisional	Total Votes	Percentage
Yes (NON)	12,193	34,430	22,641	39	69,303	71.81%
No (NON)	-	-	-	-	27,204	28.19%

☆ Sixth District Court of Appeal - Jared Smith

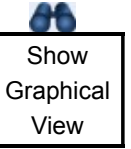
Participating Precincts Reporting: 81 / 81


Show
Graphical
View

Choice	Election Day	Early Votes	Vote By Mail	Provisional	Total Votes	Percentage
Yes (NON)	12,351	34,923	22,921	37	70,232	72.77%
No (NON)	-	-	-	-	26,275	27.23%

☆ **Sixth District Court of Appeal - Keith White**

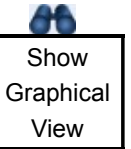
Participating Precincts Reporting: 81 / 81



Choice	Election Day	Early Votes	Vote By Mail	Provisional	Total Votes	Percentage
Yes (NON)	12,398	35,011	23,037	39	70,485	72.96%
No (NON)	-	-	-	-	26,117	27.04%

☆ **County Court Judge Group 1**

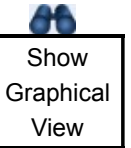
Participating Precincts Reporting: 81 / 81



Choice	Election Day	Early Votes	Vote By Mail	Provisional	Total Votes	Percentage
Sean Lux (NON)	9,501	27,927	16,704	36	54,168	54.42%
Kathryn Wallace (NON)	-	-	-	-	45,369	45.58%

☆ **Punta Gorda City Council District 1 City**

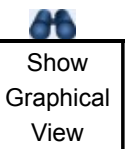
Participating Precincts Reporting: 15 / 15



Choice	Election Day	Early Votes	Vote By Mail	Provisional	Total Votes	Percentage
Donna C. Peterman (NON)	-	-	-	-	4,919	40.45%
Jeannine Polk (NON)	-	-	-	-	7,241	59.55%

☆ **Punta Gorda City Council District 2 City**


Participating Precincts Reporting: 15 / 15



Choice	Election Day	Early Votes	Vote By Mail	Provisional	Total Votes	Percentage
Bill Dryburgh (NON)	-	-	-	-	5,760	47.87%
Gregory Julian (NON)	-	-	-	-	6,273	52.13%

☆ **Punta Gorda City Council District 4 City**


Participating Precincts Reporting: 15 / 15



Choice	Election Day	Early Votes	Vote By Mail	Provisional	Total Votes	Percentage
Janis Denton (NON)	-	-	-	-	6,519	53.86%
Lynne Matthews (NON)	-	-	-	-	5,584	46.14%

☆ **Englewood Water District Seat 4 Englewood Water District**

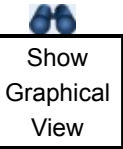
Participating Precincts Reporting: 4 / 4



Choice	Election Day	Early Votes	Vote By Mail	Provisional	Total Votes	Percentage
Tony Babington (NON)	347	1,446	909	0	2,702	68.89%
Dennis Pinkiewicz (NON)	119	566	535	0	1,220	31.11%

☆ **Heritage Oak Park CDD Seat 1 Heritage Oak**


Participating Precincts Reporting: 1 / 1



Choice	Election Day	Early Votes	Vote By Mail	Provisional	Total Votes	Percentage
Peter Antosh (NON)	-	-	-	-	301	55.95%
Vincent F. Scotto (NON)	-	-	-	-	237	44.05%

☆ **Heritage Oak Park CDD Seat 5 Heritage Oak**

Participating Precincts Reporting: 1 / 1



Choice	Election Day	Early Votes	Vote By Mail	Provisional	Total Votes	Percentage
Cheri Alexander (NON)	-	-	-	-	215	36.20%
Paul J. Falduto Jr (NON)	-	-	-	-	379	63.80%

☆ **Gasparilla Island Bridge Authority Seat 5 Gasparilla Island Bridge Authority**



Participating Precincts Reporting: 1 / 1

Show Graphical View

Choice	Election Day	Early Votes	Vote By Mail	Provisional	Total Votes	Percentage
Jean Hoysradt (NON)	-	-	-	-	121	60.50%
Emerson M. Wickwire (NON)	-	-	-	-	79	39.50%

★ Riverwood CDD Seat 1 Riverwood



Participating Precincts Reporting: 1 / 1

Show Graphical View

Choice	Election Day	Early Votes	Vote By Mail	Provisional	Total Votes	Percentage
Robert Humberstone (NON)	31	330	367	0	728	59.33%
Lucille Dolly Syrek (NON)	-	-	-	-	499	40.67%

★ Riverwood CDD Seat 3 Riverwood



Participating Precincts Reporting: 1 / 1

Show Graphical View

Choice	Election Day	Early Votes	Vote By Mail	Provisional	Total Votes	Percentage
Douglas A. Colwell (NON)	30	299	332	0	661	54.31%
Donald Myhrberg (NON)	-	-	-	-	556	45.69%

★ Riverwood CDD Seat 4 Riverwood



Participating Precincts Reporting: 1 / 1

Show Graphical View

Choice	Election Day	Early Votes	Vote By Mail	Provisional	Total Votes	Percentage
Donald T. Hester (NON)	31	293	317	0	641	52.50%
Michael Spillane (NON)	-	-	-	-	580	47.50%

★ No. 1 Constitutional Amendment Article IX, Section 4 and



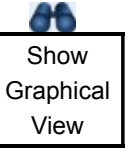
Participating Precincts Reporting: 81 / 81

Show Graphical View

Choice	Election Day	Early Votes	Vote By Mail	Provisional	Total Votes	Percentage
Yes (NON)	12,481	33,508	19,255	39	65,283	58.53%
No (NON)	-	-	-	-	46,256	41.47%

☆ No. 2 Constitutional Amendment Article I, Section 28

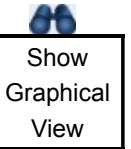
Participating Precincts Reporting: 81 / 81



Choice	Election Day	Early Votes	Vote By Mail	Provisional	Total Votes	Percentage
Yes (NON)	16,219	42,253	26,709	50	85,231	73.12%
No (NON)	-	-	-	-	31,328	26.88%

☆ No. 3 Constitutional Amendment Article X, Section 29

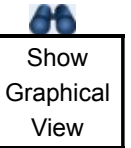
Participating Precincts Reporting: 81 / 81



Choice	Election Day	Early Votes	Vote By Mail	Provisional	Total Votes	Percentage
Yes (NON)	12,429	28,422	25,226	40	66,117	54.12%
No (NON)	9,548	29,929	16,551	31	56,059	45.88%

☆ No. 4 Constitutional Amendment Article I, New Section

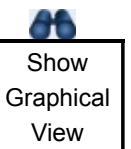
Participating Precincts Reporting: 81 / 81



Choice	Election Day	Early Votes	Vote By Mail	Provisional	Total Votes	Percentage
Yes (NON)	11,183	25,409	26,922	38	63,552	52.49%
No (NON)	10,562	32,358	14,567	33	57,520	47.51%

☆ No. 5 Constitutional Amendment Article VII, Section 6 an

Participating Precincts Reporting: 81 / 81




Choice	Election Day	Early Votes	Vote By Mail	Provisional	Total Votes	Percentage
Yes (NON)	13,471	36,299	24,910	45	74,725	68.30%
No (NON)	-	-	-	-	34,684	31.70%

☆ No. 6 Constitutional Amendment Article VI, Section 7

Participating Precincts Reporting:

81 / 81


Show
Graphical
View

Choice	Election Day	Early Votes	Vote By Mail	Provisional	Total Votes	Percentage
Yes (NON)	11,148	29,484	19,006	37	59,675	52.66%
No (NON)	8,669	24,380	20,571	30	53,650	47.34%